



MFP 4000 with two Promo® aerosol spectrometers for **simultaneous determination of fraction separation efficiency**

Description

MFP filter test rigs from Palas® have already proved themselves many times over all around the world in practical applications in development and quality control. The MFP filter test rig is a modular filter testing system for flat filter media and small mini-filters.

This enables you to determine the

- **pressure loss curve on the medium without a dust coating,**
- **fraction separation efficiency, or**
- **burden and fraction separation efficiency during application of the burden**
- **and the gravimetric separation efficiency**

within shortest times – reliably and therefore cost-effectively.

The MFP 4000 operates in suction mode. This ensures a particularly uniform formation of the dust cake even at high inflow speeds.

With the new FTControl test rig software of the MFP 4000, the aerosol spectrometer Promo® 1000/2000 is used for clear and reliable determination of the aerosol concentration and particle size and therefore clear determination of the fraction separation efficiency. The use of one aerosol spectrometer Promo® 1000/2000 in raw gas and one in clean gas within simultaneous operation offers the following advantages:

- **Fully-automatic simultaneous measurement of fraction separation efficiency**
- Faster determination of the beginning fraction separation efficiency because of bisection of the testing time for the fraction separation efficiency.
- Higher temporal resolution for the measurement of fraction separation efficiency during loading.
- **Using the testing system for very high and very low aerosol concentrations.**

The largely automated setup of the test sequence in conjunction with the clearly defined individual components and the individually adjustable sequence programs of the filter test software FTControl combine to deliver the high reliability of our measurement results.

Our quality in detail




Fig. 2: MFP 4000 (old image)

1. **Variable aerosol generation** Thanks to the use of different dispersers for dusts, KCl/NaCl, DEHS etc.; shortened measurement times are possible e.g. through increased dust concentration
2. **Corona discharge** (optional): Adjustable ion stream for different mass flows. Mixed air, adjustable for inflow speeds from 0.05 to 1 m/s. Optional: Transient inflow.
3. **Light scattering spectrometer Promo® 1000/2000** for clear particle measurements in high concentrations of up to 5000 mg/m³ (SAE Fine) and low concentrations for the determination of the initial fraction separation efficiency
4. Mobile pneumatic **filter holder** for fast removal and loading of the test rig.
5. **Gravimetric filter holder** for simple and fast evaluation of the gravimetric separation efficiency.
6. Raw gas sensor
7. Clean gas sensor

Automation

The MFP 4000 has an integrated mass flow controller that it uses to control the volume flow. The volume flow rates are automatically monitored and controlled by the FTControl filter test software. The data from the integrated sensors – such as the volume flow, temperature, relative humidity and differential pressure at the filter – are also recorded automatically during the filter test.

Measurement of the fraction separation efficiency

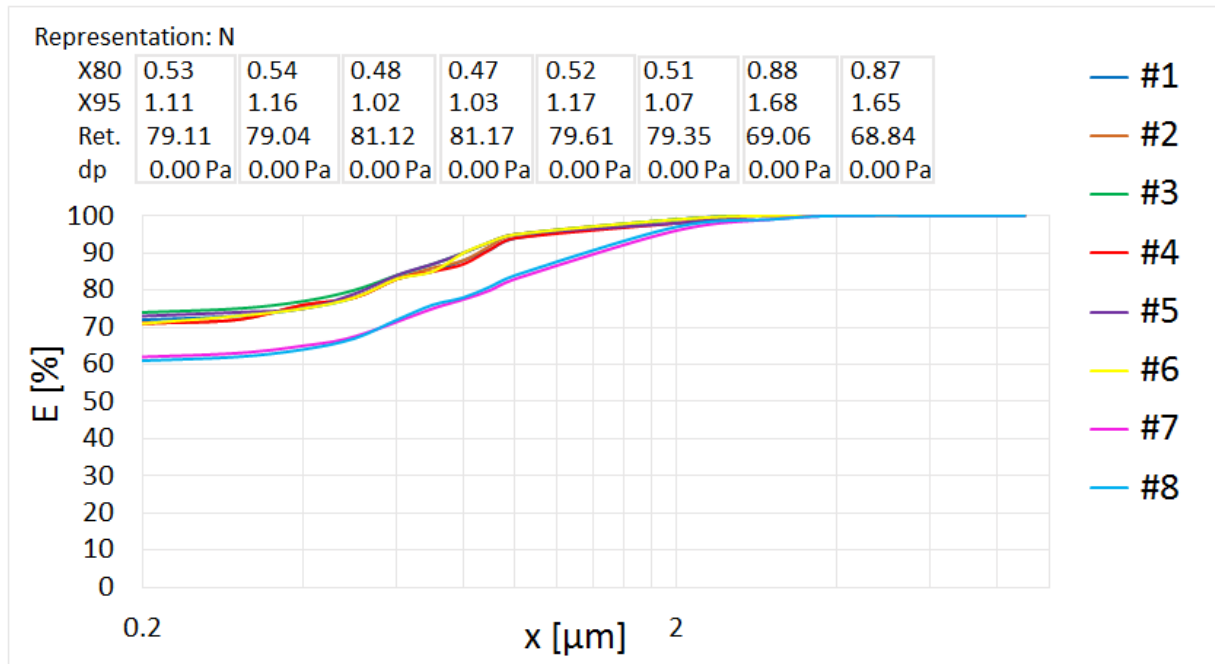


Fig. 3: Example: Comparison of fraction separation efficiencies

- Fully-automated measurement of the fraction separation efficiency
- Clear demonstration of the separation efficiency of your filter medium throughout the entire measurement range from 0.2 to 40 μm with the Promo® system
- Highest measurement reproducibility and repeatability highlight even fine differences in the separation efficiency
- Short measurement times of around 2 minutes per separation efficiency measurement thanks to optimized aerosol application
- Simple comparison of separation efficiency curves, calculation of mean values also possible

Sampling and layout

The vertical layout allows even large particles (up to 40 μm) to make their way onto the filter medium. On the raw and clean gas side, isokinetic sampling probes are provided for the raw and clean gas sensor.

Burden / hold time measurement and record of the pressure loss curve

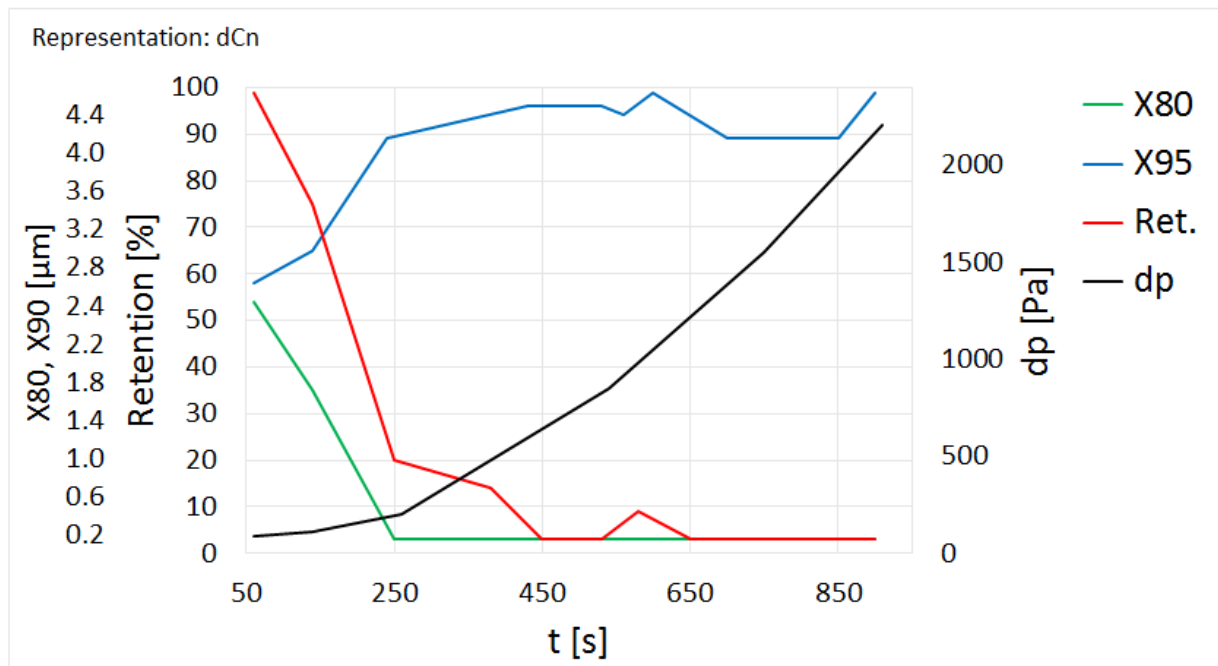


Fig. 4: Example: Hold time measurement

- Performance of measurements of the fraction separation efficiency during dust application; pressure loss or measurement time can be pre-selected as the abort criterion
- Pre-selectable burden application steps in relation to pressure loss or time
- Gravimetric determination of the separation efficiency
- Determination and representation of the pressure loss curve and retention curve in diagram and table form The representation of the particle diameters at 80% and 95% separation efficiency provides additional information.
- Comparison of the fraction separation efficiencies during the different burdening steps
- Shortening of the measurement times, e.g. through increased aerosol concentration

Benefits

- Simultaneous particle measurement in the raw gas and clean gas
- Particle size measurements from 0.2 – 40 μm
- Measurement of $C_{n\text{max}} = 10^6$ particles/cm³ without dilution
- Internationally comparable measurement results
- Widespread distribution of the measurement system
- High reproducibility of the testing method
- Easy use of different test aerosols, e.g. SAE Fine and Coarse, NaCl/KCl, DEHS
- Highest raw gas concentrations of up to > 1000 mg/m³ (ISO Fine) or > 5000 mg/m³ (ISO Coarse) with measurement of the fraction separation efficiency for burden tests
- Flexible filter test software FTControl
- Sequence programs for pressure loss measurements, measurements of fraction separation efficiency and burden measurements
- Easy to operate, even untrained personnel can be instructed quickly in the use of the equipment
- Short set-up times
- Cleaning and calibration can be performed autonomously by the customer
- Easy use of the measurement technology components – even in other applications
- Mobile setup, easy to move on castors
- Reliable operation
- Validation of the clear function of individual components and the overall system during pre-delivery acceptance testing and upon delivery
- Low-maintenance
- The unit will reduce your operating costs

Applications

- For filter media and small filter elements
- product development/ during production monitoring.
- Testing based on ISO 11155-1 / DIN 71460-1 (cabin air filters)
- Testing based on ISO 5011 (engine pre-air filters)
- Testing based on ISO 16890 (room air filters)
- Other standards in various versions.

Palas GmbH
Partikel- und Lasermesstechnik
Greschbachstrasse 3 b
76229 Karlsruhe
Germany

Managing Partner:
Dr.-Ing. Maximilian Weiß, Udo Fuchslocher
Commercial Register:
register court: Mannheim
company registration number: HRB 103813
USt-Id: DE143585902



Contact: E-Mail: mail@palas.de Internet: www.palas.de Tel: +49 (0)721 96213-0 Fax: +49 (0)721 96213-33