

Dilution system with dilution factor 1:100

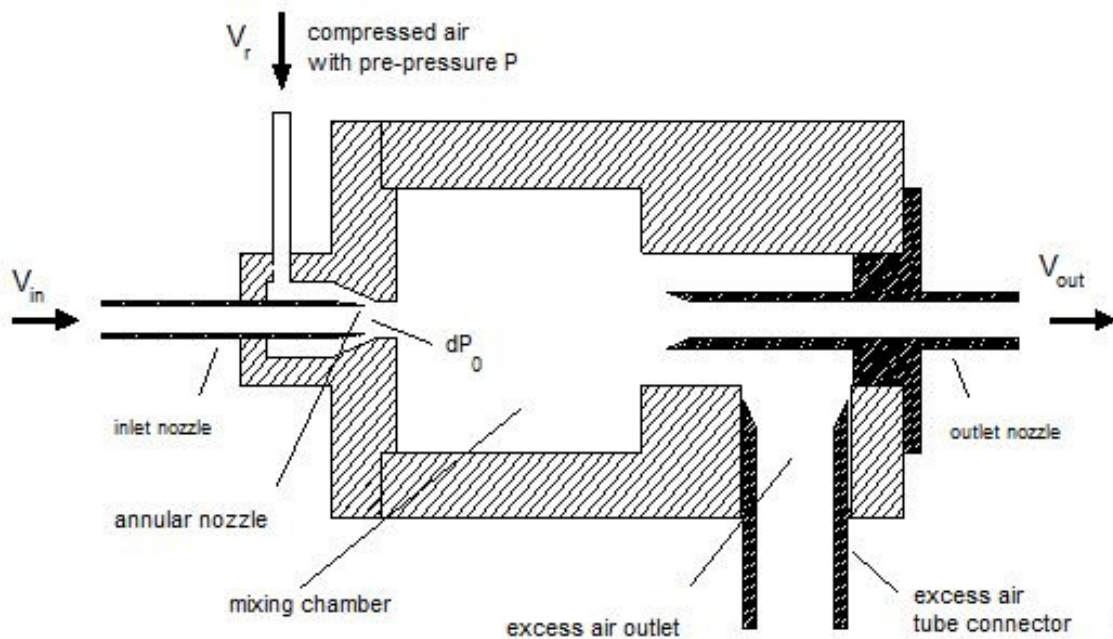


Description

The VKL 100 series of dilution systems can reduce the concentration of aerosols by the dilution factor 1:100, also of very highly concentrated aerosols, in a defined and reliable way.

The Palas[®] VKL 100 dilution systems are used in vertical operation for the particle size range up to 2 μm for applications in the clean room. Dilution factors of up to 1:100,000 are achieved by cascading several VKL systems.

Functional principle



Particle-free air with the volume flow V_R circulates through an annular passage around the suction nozzle. Thus, according to Bernoulli, a volume flow V_{An} is generated at the suction nozzle.

The dilution factor V_F is calculated according to the following formula

$$V_F = \frac{(\dot{V}_R + \dot{V}_{An})}{\dot{V}_{An}}$$

Representative dilution of particle size distribution of the Palas[®] dilution systems by cascading

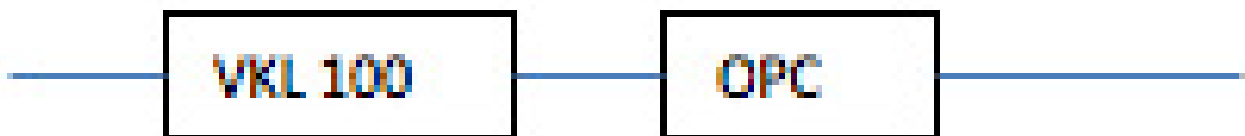
VDI report no. 1973 from 2007 proved metrologically that a reproducible aerosol dilution is possible with the Palas[®] dilution systems down to V_F 100,000.

Simple functional test on-site

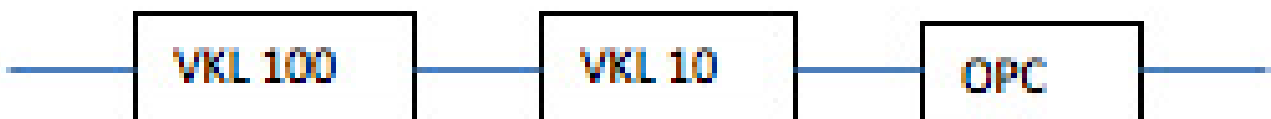
With this simple test set-up, the Palas[®] cascaded dilution systems can be checked by anyone themselves:

Firstly a particle measurement is performed with one dilution step. Here it is important that the aerosol concentration, e.g. lab air, to be measured does not exceed the coincidence limit (maximum detectable aerosol concentration). In the second step, the dilution step to be tested is connected in series (cascaded). To check the dilution factor of the test step (position 2), the total particle count from the measurement in position 1 is divided by the total particle count from position 2.

Experimental setup



Position 1: Lab air



Position 2: Lab air

The VKL 100 serves to measure coincidence-free with the OPC; the VKL 10 is tested.

Measurement example

Particle class in µm	Number Pos.1	Particle class in µm	Number Pos.2
0.2	151648	0.2	15166
0.3	71604	0.3	7290
0.5	4305	0.5	524
0.7	360	0.7	65
1.0	82	1.0	21
2.0	16	2.0	3
3.0	1	3.0	0
5.0	0	5.0	2
Sum	228016	Sum	23071

Calculation of the dilution factor:

$$VF = \frac{\dot{N}_{GesPos1}}{\dot{N}_{GesPos2}} = 9,88$$

Provided the first measurement is not affected by a coincidence error and the dilution system under test is working (not soiled), a dilution factor of almost 10 is determined. If this should not be the case, there was possibly coincidence in measurement 1. In this case the aerosol concentration has to be decreased or a further dilution step used. Another possibility would be that the dilution step to be tested is soiled. In this case the device has to be cleaned and the test repeated.

Type	Dilution factor* V _f	Pressure - resistant up to 10 bar	Chemically resistant	Heatable up ... °C	dp _{max} in µm	Compressed air 4 – 8 bar	Cascadable	Voltage
DC 100	10, 100				< 5			115 V / 230 V
DC 1000	10, 100, 1000				< 5			115 V / 230 V
DC 10000	10, 100, 1000, 10000				< 5			115V / 230 V
KHG 10	10		x	150	< 20	x	x	115 V / 230 V
KHG 10 D	10	x	x	150	< 20	x	x	115 V / 230 V
PMPD 100	100		x	200	< 5	x		115 V / 230 V
PMPD 1000	1000		x	200	< 5	x		115 V / 230 V
VDD 10	1 – 10				< 10	x		115 V / 230 V
VKL 10	10				< 20	x	x	
VKL 10 E	10		x		< 20	x	x	
VKL 10 ED	10	x	x		< 20	x	x	
VKL 10 V	10				< 20	x	x	
VKL 27	27				< 10	x	x	
VKL 100	100				< 2	x	x	

*Other dilution factors on request

Table 1: Technical characteristics of Palas® dilution systems

Benefits

- The dilution systems from Palas® are characterized unambiguously. This is documented with a calibration certificate for each individual device.
- The dilution steps deliver a temporally constant, representative dilution with the factors 10 and 100.
- The dilution systems can be cascaded with the factors 100, 1,000, 10,000 and 100,000
- **Low compressed air consumption**, e.g. just **128 l/min** with a dilution factor of 10,000 with four VKL 10 systems
- The dilution steps are combinable with all common particle counters.
- These cascaded dilution systems can be tested by the users themselves with a simple test set-up.
- **Isobaric dilution up to 10 bar overpressure / isothermal dilution up to 120°C with the VKL 10 E, VKL 10 ED, KHG 10 and KHG 10 D dilution systems**
- Simple functional test on-site

Datasheet

Parameter	Description
Dimensions	
	100 • 245 • 100 mm
Weight	
	approx. 4 kg
Dilution factor	1 : 100
Isokinetic suction nozzles	
	0.028 – 0.06 l/min, 0.23 – 0.5 l/min, 0.6 – 1.6 l/min, 2 – 5 l/min, 28 l/min => 15 – 37 l/min
Maximum particle size	< 2 μ m (für Stäube)
Special features	
	Cascadable
Volume flow (clean air)	
	17 – 45 l/min
Volume flow (suction flow)	0.15 - 0.5 l/min
Compressed air supply	4 – 8 bar

Applications

- Aerosol measurement technology: test aerosols from filters and inertial separators
- Separation efficiency determination with counting measuring methods, e.g. HEPA/ULPA filters
- Leak test and acceptance measurements of clean rooms, isolators and safety work benches
- Inhalation toxicology
- Quality control of respirator masks and filter cartridges

Palas GmbH
Partikel- und Lasermesstechnik
Greschbachstrasse 3 b
76229 Karlsruhe
Germany

Managing Partner:
Dr.-Ing. Maximilian Weiß, Udo Fuchslocher
Commercial Register:
register court: Mannheim
company registration number: HRB 103813
USt-Id: DE143585902



Contact: E-Mail: mail@palas.de Internet: www.palas.de Tel: +49 (0)721 96213-0 Fax: +49 (0)721 96213-33